

Why use Remind?

Remind helps you connect instantly with students and parents on their mobile devices.

SAVE TIME

Send or schedule quick Announcements to your class, sports team, school club, or colleagues.

CHOOSE HOW YOU CONNECT

Start a Chat for one-to-one conversation, or continue sending Announcements with no reply-back.

REACH STUDENTS AND PARENTS ON ANY DEVICE

Subscribers do not need a smartphone to receive your messages.

MANAGE YOUR COMMUNICATION

Set Office Hours, or pause/resume conversations if you choose to Chat. You could also encourage subscribers to stamp your Announcements for instant feedback.

How is Remind safe?

Safety is a top priority.

PHONE NUMBERS ARE KEPT PRIVATE

There is no exchange of personal information between teachers, students, and parents. Because subscribers opt-in, you don't have to collect numbers or email addresses from your class.

ALL MESSAGES ARE SAVED TO YOUR ACCOUNT

Teachers, students, and parents will have quick access to their Chat or Announcement History for future reference.

YOU STAY IN CONTROL OF YOUR CLASSES

Teachers are able to remove subscribers from their list at any time. If their class @code is exposed to people outside of their classroom for any reason, teachers can change it to a more secure code (just like a password!).

EVERYONE WORKS TOGETHER TO KEEP REMIND SAFE

Teachers, students, and parents can use reporting tools to flag inappropriate use and stay safe. See our Community Guidelines (remind.com/community-guidelines) that outline best practices around safety.

Get students and parents to sign up for your Remind class!

Since subscribers will only see the messages you send after they sign up, it's important to get all students and parents to join your class. They can easily subscribe to your class in one of three ways:

01 / SUBSCRIBE THROUGH TEXT MESSAGE

Students and/or parents text your class @code to the number 81010. After they answer the questions sent by Remind via text message, they will be subscribed to your class!

**81010 short code is only for US based Remind users, otherwise a traditional 10-digit phone number is shown. Note the text option to join classes is not available outside of the US & Canada.*

02 / DOWNLOAD THE REMIND APP

Students and parents can download the Remind app by visiting: rmd.me, and subscribe to your class by searching for your unique class @code.

**The code for each class is along the right-hand side of your web account. Look for the @ symbol!*

03 / SUBSCRIBE USING THE JOIN PAGE

Students or parents can visit remind.com/join and enter your class @code, their phone number and/or e-mail address.



Tips to fill your classes

The most successful teachers on Remind have some great tips for adding subscribers to their classes. We want to share them with you!

FOR STUDENTS

- Post your class code on the bulletin board in your classroom.
- Share your class code during the first day of school on your syllabus.
- Share your class code on your class website.
- Incentivize students: Send fun classroom photos, motivational messages, fun quiz questions, links to additional classroom resources, extra credit, or accommodations for SPED students over Remind.

FOR PARENTS

- Project signup directions during back-to-school night or another parent meeting.
- Send home our ready-to-go parent letter in English and Spanish available at: remind.com/teachers.
- Leave flyers around the school with sign up information (PDF can be found by clicking on the *Download instructions* button under *Invite students and parents*.)
- Post your Remind class code on your school website or add it to your syllabus.

Send an Announcement

What types of Announcements can I send to my class?

Announcements are one-way messages that you can send to your entire class. Teachers can use Remind to send a variety of Announcements...

- ✓ Lesson Planning
- 📖 Homework Assignments
- 📄 Class Documents
- ❓ Questions for Critical Thinking
- ♥ Motivational Messages and Images
- ★ Facts and Tips
- 🏆 Trivia
- 📅 Last-Minute Schedule Changes

Use Announcements on Remind to...

- Extend learning from the classroom to dinner table conversation.
- Build relationships with hard-to-reach parents.
- Share a student quote-of-the-day with parents so they feel like they're there with you.
- Announce something you forgot when the bell rang.
- Show Common Core anchor charts to parents so they understand the new math requirements.
- Acknowledge students' hard work with a Voice Clip for the whole class.



NEW Start a Chat

When should I start a Chat with one of my subscribers?

Teachers can also use Remind to initiate one-to-one conversations with parents or students above the age of 13. Teachers are in full control of Chat, meaning they must initiate a Chat or adjust their settings to enable subscribers to do so. Everyone can easily pause or resume Chats, but only teachers can set Office Hours to convey when they are available to respond.

Use Chat on Remind to...

- Share personalized feedback directly to students or parents.
- Reach out to parents or students when you notice important missing assignments.
- Provide support to individual students who are absent.
- Update individual parents on student behavior or performance.

Who can use Remind?



SPORTS COACH

Rally your team!

Schedule change? No problem.



TEACHING COACH

Share resources with all teachers at the same time.

Send helpful hints and encouraging words to new teachers.



PRINCIPAL

Create a class with all parents. Remind them it's a minimum day!

Create a class with all teachers. Tell them there are bagels in the office!



ACTIVITIES DIRECTOR

Create a class for student government.

Students can vote on questions using Stamps.



ADVISOR

Create a class for advisory parents. Welcome them to Back to School Night.

Send students important college application information.

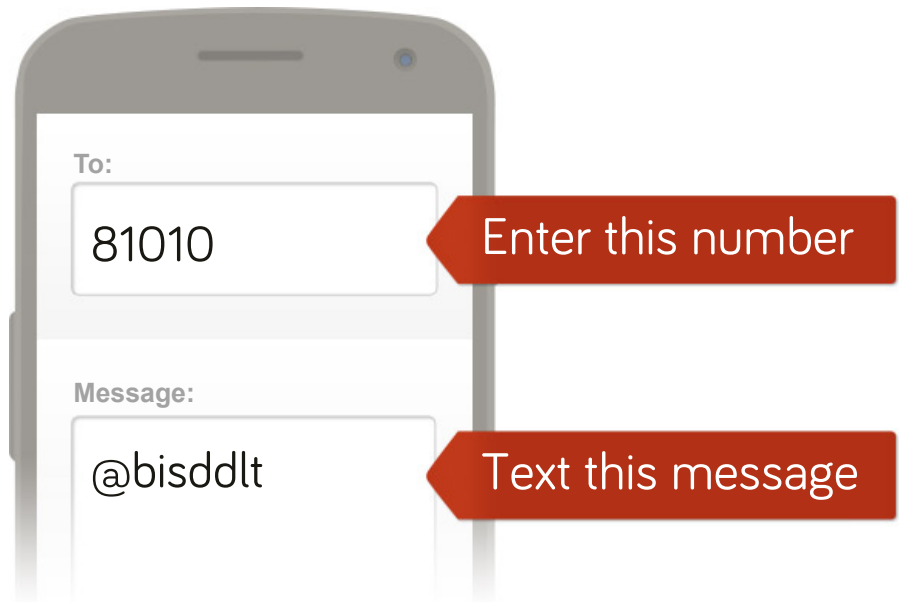


Mrs. DoPorto would like you to join BISDDLTL!



To receive messages via text, text **@bisddl** to **81010**. You can opt-out of messages at anytime by replying, 'unsubscribe @bisddl'.

Trouble using 81010? Try texting **@bisddl** to **(682) 622-8589** instead.



*Standard text message rates apply.

Or to receive messages via email, send an email to **bisddl@mail.remind.com**. To unsubscribe, reply with 'unsubscribe' in the subject line.



WHAT IS REMIND AND WHY IS IT SAFE?

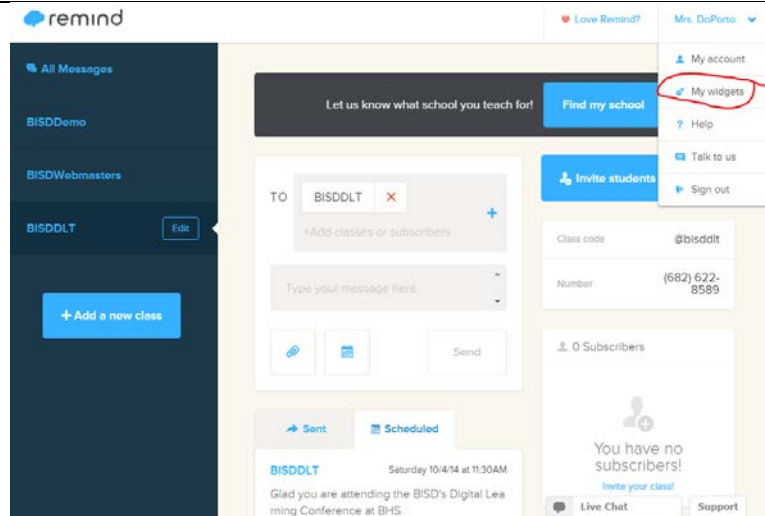
Remind is a free, safe, and simple messaging tool that helps teachers share important updates and reminders with students & parents. Subscribe by text, email or using the Remind app. All personal information is kept private. Teachers will never see your phone number, nor will you see theirs.

Visit remind.com to learn more.

Adding Remind Widget to Teacher Website (Message Auto Feed)

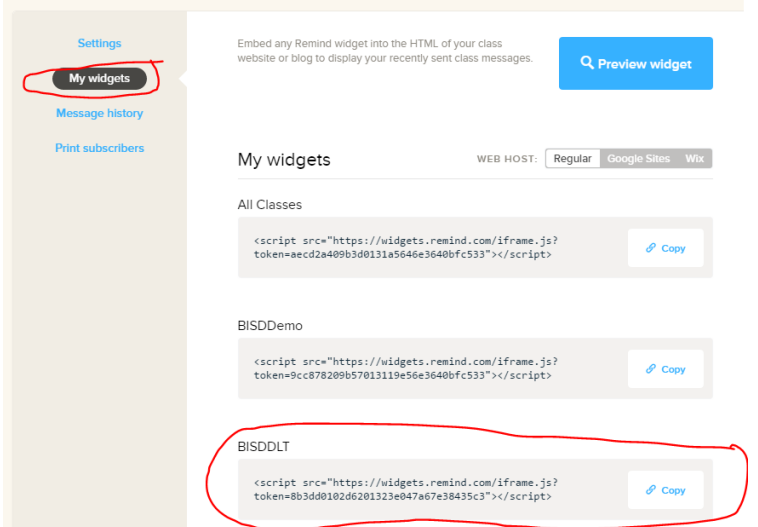
1. **Log into** www.Remind.com after you have created a FREE account with your BISD email address.

2. **Click on Name** (top right hand corner) and then **click on My widgets**



3. **Copy** Widget HTML code.

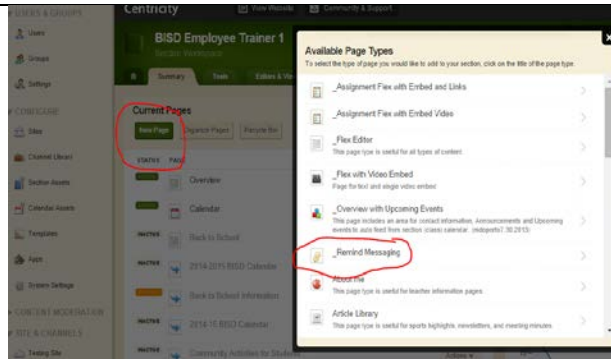
My account



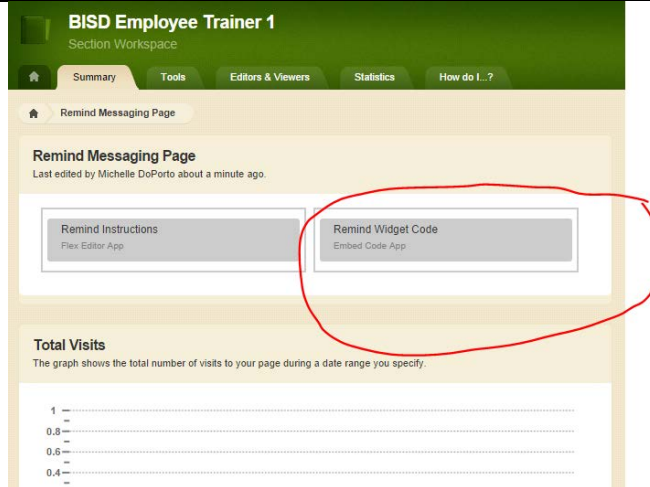
4. **Log into** your teacher website



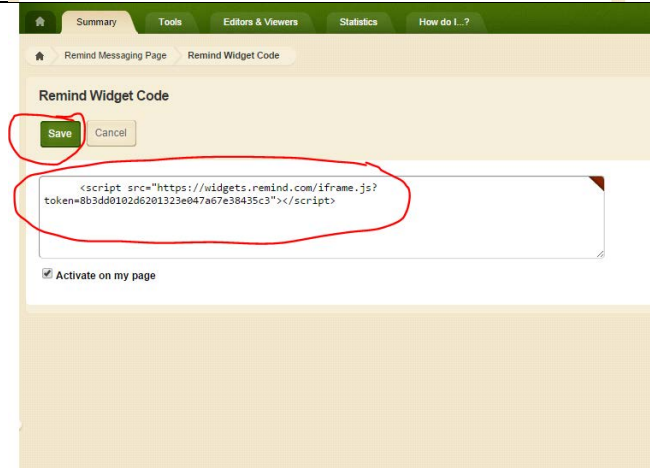
5. Click New Page and Title it Remind Messages. The Page Type is “_Remind Messaging”



6. Click on Remind Widget Code



7. Paste the widget code copied from REMIND.com and click SAVE.



8. Type an introduction on left side of page.

Sample Introduction:

What is Remind and why is it safe?

Remind is a one-way text messaging and email system. With Remind, all personal information remains completely confidential. Teachers, parents and students will never see each other's phone numbers.

